

Extinguishing panel 8010

- Direct actuation of sprinkler, spray water, foam, dry powder and gas extinguishing systems possible
- Up to eight devices can be operated on a ring loop
- Eight detector zones each for up to 30 automatic Series 9200 and IQ8Quad (Series 3) or Series 9000 und 9100 (Series 2) detectors
- One manual alarm zone and four detector zones for emergency stop, after flooding and extinguishing system fault.
- 13 freely programmable relays (can be partly monitored)
- Control of pulse spray water extinguishing systems integrated (e.g. Aquasafe)
- Approved relay output in accordance with VdS 2095, VdS 2496 as well as EN 12094



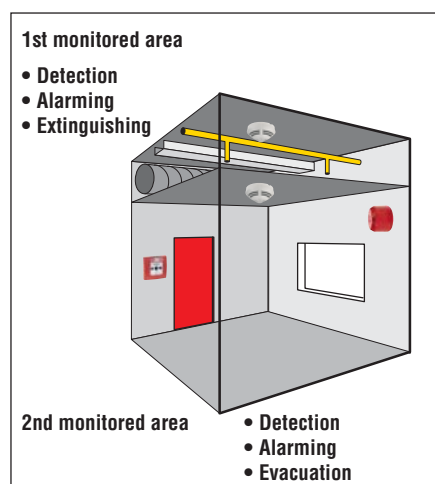
Integrated solution for more efficiency

The targeted use of extinguishing agents locally forms part of comprehensive fire protection, in order to quench fires in the development phase and to prevent further spreading. The extinguishing panel 8010, which offers optimal protection both for medium-sized and large premises, specifically caters for this area

of application. The system informs a higher-ranking fire alarm panel on the one hand about events, on the other hand - if desired - extinguishing can be carried out independently

Flexible fire protection with versatile connection

The extinguishing panel 8010 is shown to be economical and flexible both as a stand-alone solution and as a participant in the esserbus. Up to 30 automatic detectors, technical alarm modules or esserbus output transponders can be connected to each of the 8 detector zone inputs. In the operation mode "two-detector dependency", the number of detectors is reduced to 25. In addition, 5 technical zones are available for manual alarm, emergency stop, after flooding, blocking and extinguishing system faults.



Different monitored areas

The extinguishing panel makes 13 freely programmable and separately protected relay outputs available for control and status functions. These can be switched off individually at the control panel of the extinguishing panel or, by operation in esserbus, from the fire alarm panel.

Additionally, up to 100 further outputs can be realised per detector zone by means of esserbus transponders (12 relays or 32 optocouplers).

Extinguishing panel 8010

Efficient in ring and network

The extinguishing panel 8010 can be operated through a pluggable esserbus® - communication transponder on the esserbus or powered loop. This enables all the advantages of the fault and interruption tolerant ring bus technology to be used: high operating reliability and efficiency, multiple communication possibilities and free configurability.

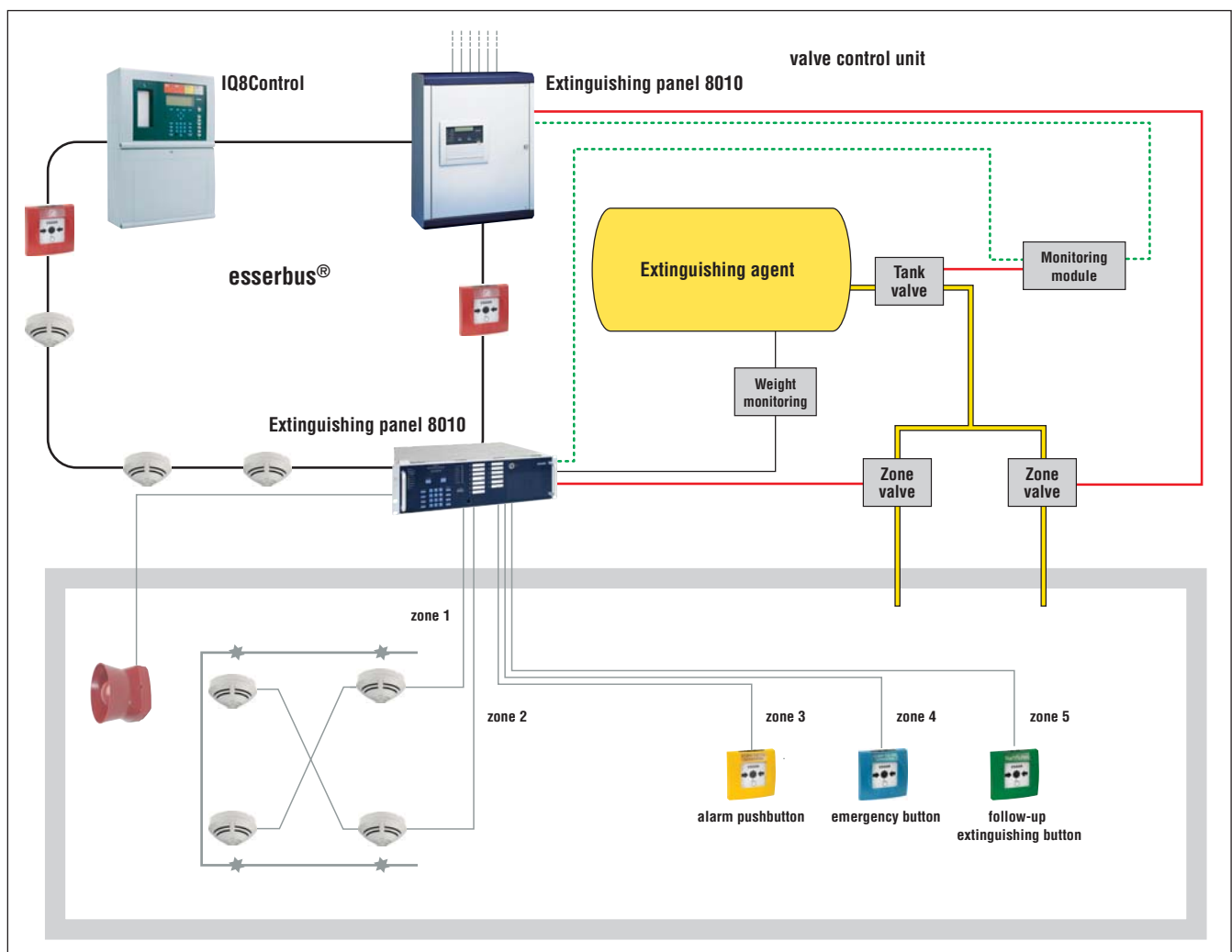
Also in essernet® complex fire protection tasks can be solved optimally with the extinguishing panel 8010. All messages and events are thereby always clearly available to all participants at any desired point.

Precise programming made easy

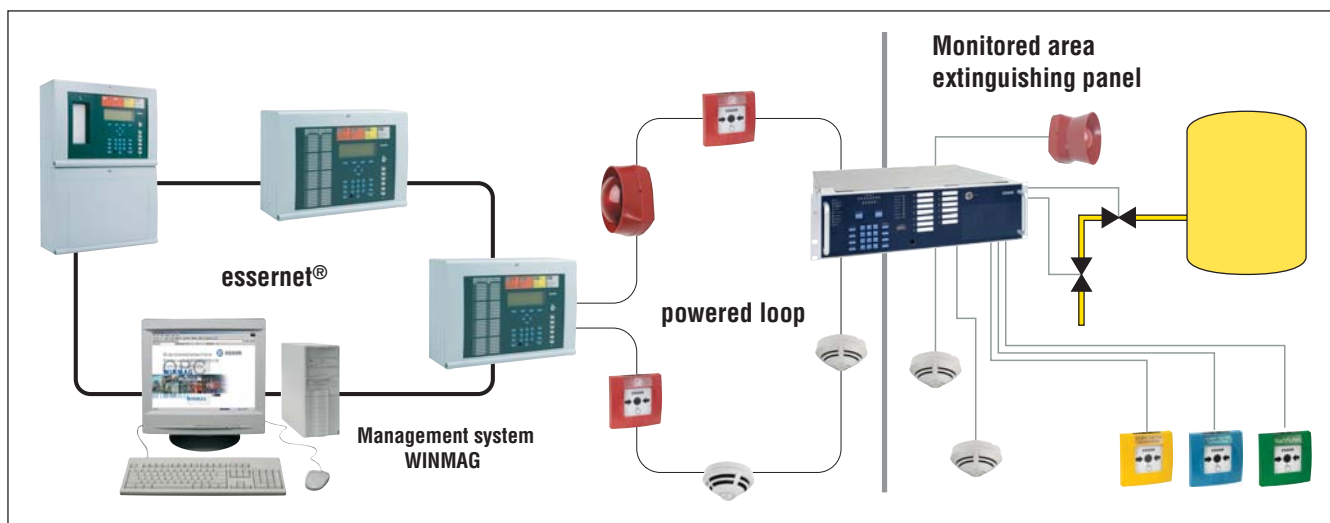
Programming is carried out locally via a service PC (Notebook), whereby the customer data is transferred serially to the system. The possibility of flexible programming allows the direct control of sprinkler, spray water, dry powder, gas and foam extinguishing systems in addition to the provision of a "standard interface extinguishing" in accordance with VdS.

Reliable planned extinguishing control

Depending upon requirements, the fire fighting operation can be programmed specifically with individual timed procedure data. Thus, for example, for the evacuation alarm time the time delay between the release of an extinguishing alarm and the flooding is set to between 1 and 254 seconds. The duration of the flood time can be adjusted to between 1 and 600 seconds, the after flood time to between 1 and 254 seconds and the residual flood time (after closing the tank valve) to between 0 and 254 seconds. For the control of pulse spray extinguishing systems, e.g. Aqua-safe, its own programming mode can be configured. The programming tool also defines switching behaviour and the control duration for each event time period.



Switching example of an extinguishing panel in an esserbus



Extinguishing panel in esserbus® with essernet® connection

Multisector interface

Connection distributor for the monitored activation of for example a tank valve. By cascading up to four monitoring modules, a maximum of sixteen 8010 Extinguishing Panels can activate one tank valve.

The multisector interface is situated in a die-cast aluminum housing and equipped with 1.5 meter long steel reinforced tubing for the mechanical-ly protected installation of the secondary line to the tank valve.

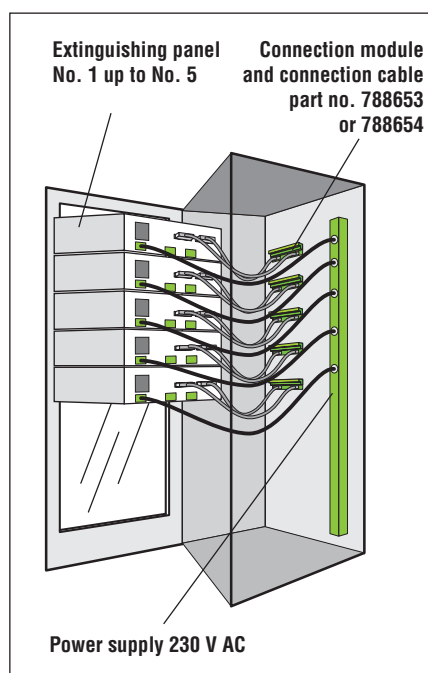
Simple and economical installation

The new slide-in module concept enables space-saving and easy integration into a 19" housing with a height of only 3 HU's (13.35 cm). The connection of the peripheral equipment takes place conveniently on the rear wall of the installation housing. For this special connection consoles are connected simply by means of pluggable cables to the extinguishing panel. This makes the installation and testing of the peripheral equipment possible prior to the assembly of the extinguishing panel.

For installation in upright cabinets the use of heavy load rails from the respective cabinet manufacturer is recommended.



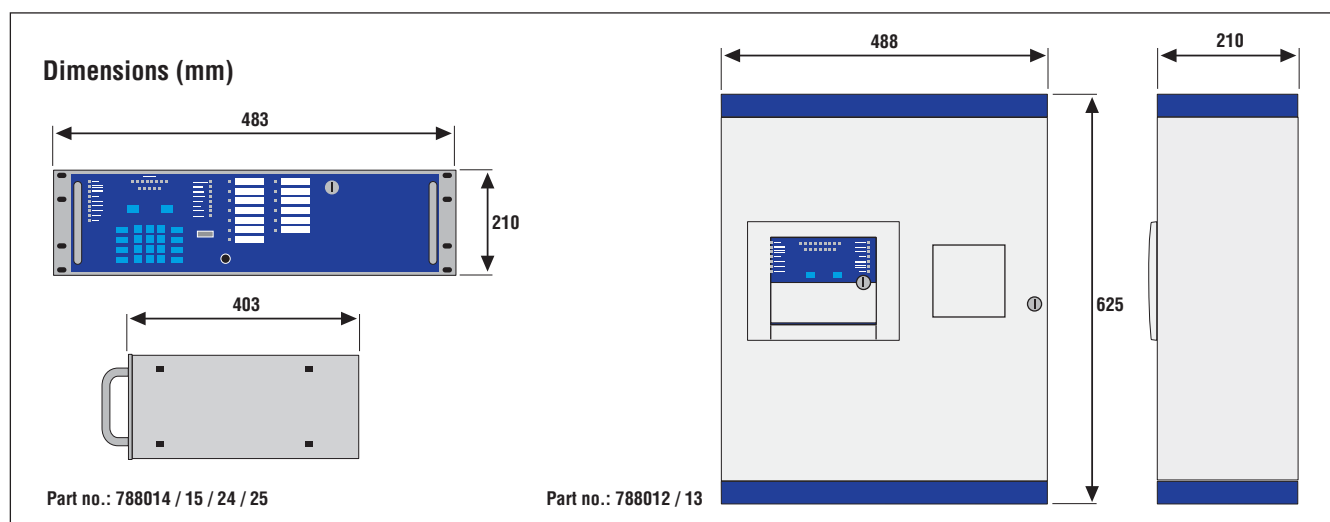
Example of a switch cabinet installation



Theoretical representation of the switch cabinet wiring



Connection set for extinguishing panel



Technical data

Part No.	788014, 788015, 788024, 788025	788012, 788013
Colour	blue, similar to RAL 5003	light grey, similar to RAL 7035
Housing	sheet steel	sheet steel
Weight (without accumulator)	approx. 10.1 kg	approx. 18.3 kg
Dimensions (B x H x D)	483 x 132 x 403 mm (without handles)	488 x 625 x 210 mm
VdS-Approval	G 200090 (788024, 788025) G 205064 (788014, 788015)	G 205064

General technical data

Nominal voltage	230 V AC
Nominal frequency	50 - 60 Hz
Rated current	0,7 A
Power supply	24 V DC / max. 2,5 A
Emergency power supply	max. 2 accumulators 12 V DC / 24 Ah
Ambient temperature	-5 °C to +50 °C
Storage temperature	-10 °C to +55 °C
Protection class	I according to DIN EN 60950
Protection type	IP 30

Order information

	Part No.
Extinguishing panel 8010, Series 3	788012
Extinguishing panel 8010 with operating module, Series 3	788013
Extinguishing panel 8010 19", Series 2 with operating module	788024
Extinguishing panel 8010 19", Series 2 without operating module	788025
Extinguishing panel 8010 19", Series 3 with operating module	788014
Extinguishing panel 8010 19", Series 3 without operating module	788015

Accessories

Indication unit and control panel for 8010, Series 2 and 3 (for part no. 788012 / 13 only)	788400
Option control group indicator and alarm counter (for part no. 788012 / 13 only)	788016
Connection set for extinguishing panel, 1 m (for part no. 788014 / 15 / 24 / 25 only)	788653
Connection set for extinguishing panel, 2 m (for part no. 788014 / 15 / 24 / 25 only)	788654
esserbus - communication transponder	808615
Programming software for extinguishing panel 8010	775814
Multisector interface in housing for 4 extinguishing areas with extinguishing panel 8010	788023

For further order data please refer to our "Fire Alarm Technology" product line catalogue.

Novar GmbH a Honeywell Company

Dieselstraße 2,
D-41469 Neuss

Phone: +49 (0) 21 37 / 17-0
Phone: +49 (0) 21 37 / 17-600
Fax: +49 (0) 21 37 / 17-286

Administration
Customer Service Center

Internet:
www.esser-systems.com

E-mail:
info@esser-systems.com

Honeywell Life Safety Austria GmbH

Fernkorngasse 10,
A-1100 Wien

Phone: +43 (0)1 / 6 00 60 30
Fax: +43 (0)1 / 6 00 60 30-900

Internet:
www.hls-austria.com

E-mail:
hls-austria@honeywell.com