UL Instrumentation Cable

300V Power-Limited Tray Cables
Industrial Grade Sunlight- and Oil-Resistant Jackets

Description	Part No.	No. of Pairs	Color Code	Standard Lengths		Standard Unit Weight		Jacket Thickness		Nominal OD		Maximum Pull Tension		Minimum Bend Radius	
				Ft.	m	Lbs.	kg	Inch	mm	Inch	mm	Lbs.	N	Inch	mm
18 AWG Pairs Stranded (19x30) Tinned Copper Conductors • Twisted Pairs															
Unshielded • PVC Insulation • Chrome PVC Jacket															
NEC: PLTC, ITC, CMG CEC: CMG FT4 IEEE 1202/383 ICEA T-29-520	**9409**	1	E2	U-500 U-1000	U-152.4 U-304.8	15.0 28.0	6.8 12.7	.037	.94	.230	5.84	49	218	2.25	57.15
Overall Beldfoil® Shield (100% Coverage) • PVC Insulation • Chrome PVC Jacket															
NEC: PLTC, ITC, CMG CEC: CMG FT4 IEEE 1202/383 ICEA T-29-520	**9318**	1	E2	U-500 U-1000	U-152.4 U-304.8	17.5 33.0	7.9 15.0	.037	.94	.233	5.92	60	267	2.25	57.15
	9552	2	E2	500 1000	152.4 304.8	35.5 69.0	16.1 31.4	.042	1.07	.368	9.34	65	289	3.70	93.98
	9553	3	E2	500 1000	152.4 304.8	49.5 98.0	22.0 49.4	.053	1.35	.411	10.44	145	645	4.10	104.14
	9554	4	E2	500 1000	152.4 304.8	57.0 112.0	25.8 50.8	.053	1.35	.447	11.35	187	832	4.50	114.30
	9556	6	E2	500 1000	152.4 304.8	78.5 153.0	35.7 69.5	.053	1.35	.497	12.62	270	1201	5.00	127.00
	9559	9	E2	500 1000	152.4 304.8	108.0 215.0	49.0 97.6	.053	1.35	.579	14.71	395	1757	5.80	147.32
	9563	11	E2	500 1000	152.4 304.8	133.0 270.0	60.4 122.5	.063	1.60	.665	16.89	478	2126	6.75	171.45
	9565	15	E2	500 1000	152.4 304.8	169.0 342.0	76.8 155.5	.063	1.60	.739	18.77	640	2847	7.50	190.50
Individually Shielded (100% Coverage) • PVC Insulation • Chrome PVC Jacket															
NEC: PLTC, ITC, CMG CEC: CMG FT4 IEEE 1202/383 ICEA T-29-520	**9368**	2	E2	500 1000	152.4 304.8	37.5 73.0	17.0 33.2	.042	1.07	.378	9.60	125	556	3.75	95.25
	9369	3	E2	500 1000	152.4 304.8	55.0 109.0	25.0 49.5	.053	1.35	.423	10.74	220	979	4.25	107.95
	3029A	4	E1	Bulk †	Bulk	—	—	.053	1.35	.461	11.71	296	1317	4.50	114.30
	9388	4	E2	500 1000	152.4 304.8	71.5 135.0	32.5 61.4	.053	1.35	.461	11.71	296	1317	4.60	116.84
	9389	6	E2	500 1000	152.4 304.8	97.0 190.0	44.1 86.4	.053	1.35	.538	13.67	440	1957	5.25	133.35
	9390	9	E2	500 1000	152.4 304.8	137.5 270.0	63.0 123.6	.064	1.63	.652	16.56	666	2963	6.50	165.10
	9391	11	E2	500 1000	152.4 304.8	158.5 321.0	72.0 145.9	.064	1.63	.729	18.52	815	3626	7.25	184.15
	9392	15	E2	500 1000	152.4 304.8	209.0 428.0	95.0 194.5	.064	1.63	.808	20.52	1100	4893	8.00	203.20

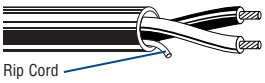

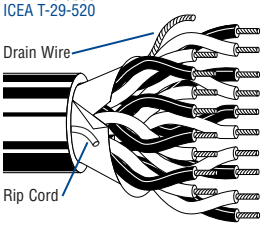

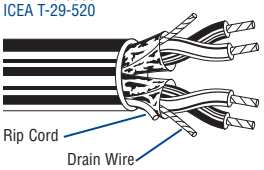

E1, E2 = Refer to Technical Information section for color code.
Alternate color coding available upon request.

Multiple pair or triad cables have each pair/triad numbered for ease of identification.

†Bulk = Check length available for specific construction.

To Specify:		
1234	**A**	**E**
Start with Part No.	Add or replace letter code for desired conductor, insulation & jacket	Add for Exposed Run rating if desired

Conductor, Insulation and Jacket Options**

Bare	Tinned	Insulation/Jacket
A	B	PVC/PVC
C	D	XLPE/PVC
K	L	TPE/TPE
Q	R	XLPE/CPE
S	T	XLPE/Haloarrest®

**For 1000 and 3000 Series cables only.