

Broadband Coax


CATV Cables

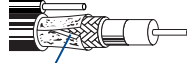
Series 11

Description	Part No.	UL NEC/ C(UL) CEC Type	Standard Lengths		Standard Unit Weight		Conductor (stranding) Diameter Nom. DCR	Nominal Core OD		Shielding Materials Nom. DCR	Nominal OD		Nom. Imp. (Ω)	Nom. Vel. of Prop.	Nominal Capacitance		Nominal Attenuation		
			Ft.	m	Lbs.	kg		Inch	mm		Inch	mm			pF/Ft.	pF/m	MHz	dB/100 Ft.	dB/100m


Series 11 • 14 AWG Solid .064" Bare Copper-covered Steel Conductor • Duobond Plus® + Aluminum Braid Shield (77% Coverage)

Gas-injected Foam Polyethylene Insulation • Black PVC Jacket

80°C	9064	NEC: CATV CM CEC: CM	1000	304.8	68.0	30.9	14 AWG (solid) .064" BCCS 11.0Ω/M' 36.1Ω/km	.280	7.11	Duobond Plus* + 77% Aluminum Braid 3.8Ω/M' 12.5Ω/km	.400	10.16	75	83%	16.2	53.1	See Chart on page 6.92		
 <p>Shorting Fold</p>																			
Sweep tested 5 MHz to 1 GHz.																			


Aerial 80°C	9065M	—	1000	304.8	86.0	39.0	14 AWG (solid) .064" BCCS 11.0Ω/M' 36.1Ω/km	.280	7.11	Duobond Plus* + 77% Aluminum Braid 3.8Ω/M' 12.5Ω/km	.400 x .580	10.16 x 14.73	75	83%	16.2	53.1	See Chart on page 6.92		
 <p>Shorting Fold</p>																			
.072" (1.8mm) galvanized steel messenger.																			

Gas-injected Foam Polyethylene Insulation • Polyethylene Jacket (Black or Orange)


Burial 80°C	9764	—	1000	304.8	60.0	27.2	14 AWG (solid) .064" BCCS 11.0Ω/M' 36.1Ω/km	.280	7.11	Duobond Plus* + 77% Aluminum Braid 3.8Ω/M' 12.5Ω/km	.400	10.16	75	83%	16.2	53.1	See Chart on page 6.92		
 <p>Shorting Fold</p>																			
Sweep tested 5 MHz to 1 GHz.																			

Series 11 • 14 AWG Solid .064" Bare Copper-covered Steel Conductor • Duobond® III + Aluminum Braid Shield (77% Coverage)

Gas-injected Foam Polyethylene Insulation • Black PVC Jacket

Aerial 80°C	7983A <small>new</small>	—	1000	304.8	89.0	40.4	14 AWG (solid) .064" BCCS 11.0Ω/M' 36.1Ω/km	.280	7.11	Duobond III* + 77% Aluminum Braid 4.0Ω/M' 13.1Ω/km	.400 x .580	10.16 x 14.73	75	83%	16.2	53.1	See Chart on page 6.92		
 <p>CoreGuard®</p>																			
.072" (1.8mm) galvanized steel messenger.																			

Gas-injected Foam Polyethylene Insulation • Polyethylene Jacket (Black or Orange)

Burial 80°C	7984A <small>new</small>	—	1000	304.8	57.0	25.9	14 AWG (solid) .064" BCCS 11.0Ω/M' 36.1Ω/km	.280	7.11	Duobond III* + 77% Aluminum Braid 4.0Ω/M' 13.1Ω/km	.400	10.16	75	83%	16.2	53.1	See Chart on page 6.92		
 <p>CoreGuard</p>																			
Sweep tested 5 MHz to 1 GHz.																			

BCCS = Bare Copper-covered Steel • DCR = DC Resistance

Contact the Belden Customer Service Department for a Comprehensive Connector Cross Reference. **1-800-BELDEN-1**.

*Duobond Plus = Bonded Duofoil® (100% coverage) + aluminum braid (67% coverage) + shorting fold.
Duobond III = Bonded Duofoil (100% coverage) + aluminum braid (67% coverage) + Duofoil (100% coverage).