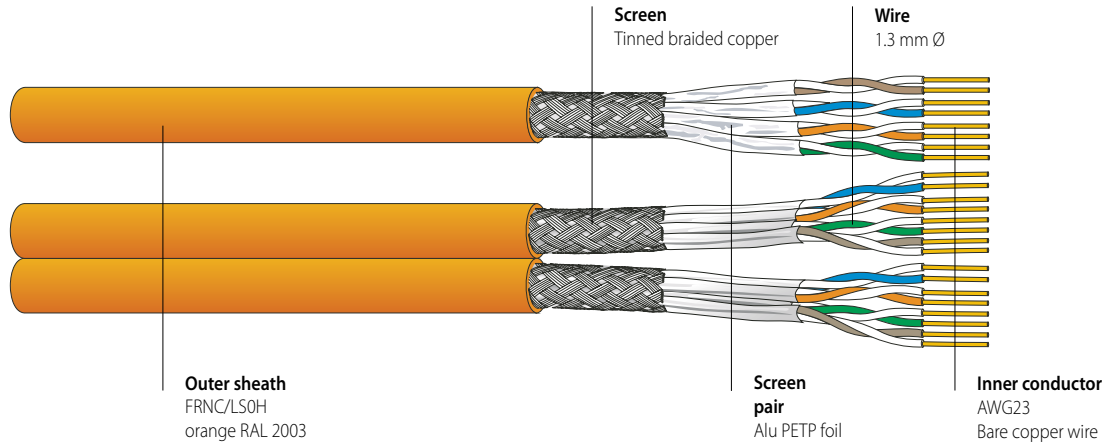



COPPER DATA CABLES, SHIELDED

Data cable S/FTP Cat.6_A AWG23

CU 7060 4P / 2x4P F8



PRODUCT INFORMATION



FEATURES

Electrically and mechanically high-quality Cat.6_A data cable - exceeds the requirements of ISO/IEC 11801, IEC 61156-5, EN 50173-1 and prEN 50288-10-1. Excellent shielding effect due to individually screened pairs and overall copper braid. Compatible with all current connecting hardware in accordance with EN 50173 and ISO/IEC 11801.

APPLICATIONS

Data cable for structured premises cabling. For the transmission of digital and analogue voice, video and data signals. Suitable for all ICT network applications up to class E_A applications (500 MHz) in accordance with EN 50173-1 and ISO/IEC 11801. Applicable for Power over Ethernet (PoE) / PoE+.

VERSIONS

Article No.	Dimension n x n x mm (AWG)	Sheath	Sheath Ø mm	Weight kg/km	Cu weight kg/km	Fire load		PU
						kWh/m	MJ/m	
182924	4 x 2 x 0.55 (AWG23)	FRNC/LSOH ¹⁾	7.1	55.0	26.4	0.152	0.55	1000 m drum
182927	2 x (4 x 2 x 0.55 (AWG23))	FRNC/LSOH ¹⁾	7.1 x 15	110.0	52.8	0.304	1.10	500 m drum

¹⁾ FRNC/LSOH = Flame Retardant Non Corrosive /Low Smoke Zero Halogen

Copper

Fibre Optics

Cabinets & Racks

Data Centre

Wireless

Multimedia

General Information

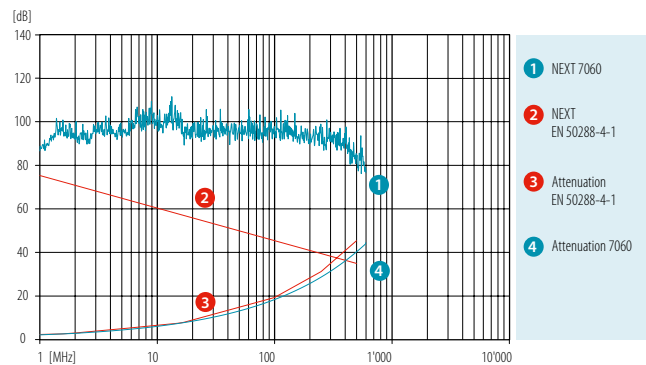
CU 7060 4P 0312/e

ELECTRICAL CHARACTERISTICS

CATEGORY	5e		6	6 _A			
Frequency [MHz]	1	4	10	100	250	500	600
Attenuation [dB/100m]	2.1	3.8	5.9	19.8	30	43	47
NEXT [dB]	93	93	93	93	82	77	75
PS NEXT [dB]	90	90	90	90	79	74	72
ACR-N [dB]	91	89	87	73	52	34	28
PS-ACR-N [dB]	88	86	84	70	49	31	25
ACR-F [dB]	96	96	96	74	61	43	39
PS-ACR-F [dB]	93	93	93	71	58	40	36
Return loss [dB]	26	28	30	30	27	25	24

These performance data are typical measured values.

Loop resistance at 20° C: 146 Ω/km
 Mutual capacitance: 42 pF/m
 Impedance at 100 MHz: 100 Ω ±5 Ω
 Transfer impedance at 1/10/30 MHz: < 6/10/20 mΩ/m
 Coupling attenuation (limit curve of critical state - IEC 61156): ≥ 75 dB
 Near end unbalance att. LCL: > 40 dB
 Delay Skew: 4 ns/100 m
 NVP: 80 %



MECHANICAL CHARACTERISTICS

Bending radius
 Tensile strength:
 Crush resistance:
 Impact:
 Temperature range

during draw-in:
 permanently installed:
 during installation:
 in operation:

	CU 7060 4P	CU 7060 2x4P F8
during draw-in:	≥ 65 mm	≥ 65 mm
permanently installed:	≥ 30 mm	≥ 30 mm
	≤ 95 N	≥ 190 N
	≥ 1000 N/10 cm	≥ 1000 N/10 cm
	≥ 10 impacts	≥ 10 impacts
during installation:	0° C to + 50° C	0° C to + 50° C
in operation:	-20° C to + 60° C	-20° C to + 60° C

GENERAL CHARACTERISTICS

Wire colour code

white/blue
 white/orange
 white/green
 white/brown
 in accordance with IEC 60189 and IEC 60708

Imprint

DATWYLER «cable type» «additional text» «batch number» «meter marks»

- Zero halogen, non corrosive gases
- Flame propagation
- Flame spread
- Smoke density
- Power over Ethernet
- EMC
- Cat./Class

IEC 60754-1/-2, EN 50267-2-1/-2-2 (VDE 0482-267-2-1/-2-2)
 IEC 60332-1-2, EN 60332-1-2 (VDE 0482-332-1-2)
 IEC 60332-3-24, EN 60332-3-24
 IEC 61034-1/-2, EN 61034-1/-2 (VDE 0482-1034-1/-2)
 IEEE 802.3af
 shielded
 better than Cat.6_A (typical values of Cat.7 for lengths up to ~70 m)
 Class E_A